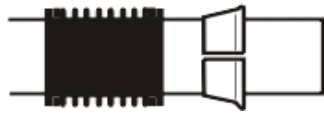
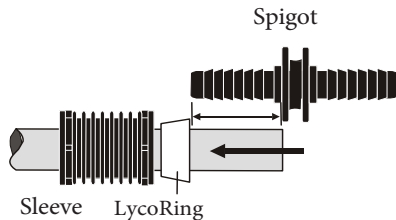




LYCOFIT® MECHANICAL FITTING INSTALLATION INSTRUCTIONS  
Includes: Fittings / Repair Fittings / Elbows / End Caps / Tees / Reducers /  
Stop & Go Fitting



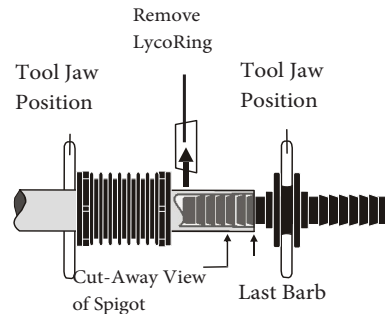
**Notes for Installing LYCOFIT® Fittings Using LycoRing® (Disposable Plastic Grip Ring)**



**Fig. A**

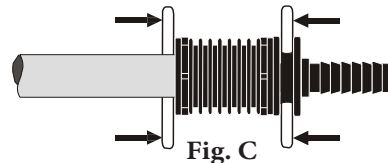
**Note:** Though the sleeve can be installed in either direction, it is recommended that the colored end with the stamped marking is pointing outward allowing for easy inspection after fitting is completed.

**Caution:** LycoRing/Sleeve assembly must be positioned further than the length of the barbed spigot.



**Fig. B**

**Caution:** Remove the LycoRing after PE pipe covers the last barb on spigot. Reverse tool direction and slide the sleeve back to access the LycoRing.



**Fig. C**

**IMPORTANT: READ BEFORE INSTALLING. Do not attempt to install any type of gas fitting until you have been properly certified and/or trained** This notice is only intended as a reminder for tool positioning and safety precaution **Your LYCOFIT Tool Installation Manual will instruct you on how to easily install the LYCOFIT fittings using your model of LYCOFIT tool with LycoRing.**

A). DO NOT apply lubricants to LYCOFIT spigot or sleeves.

B). LYCOFIT fittings to be installed on O.D. controlled PE nat-ural/LP gas pipe only. Ensure that the outlet service connection spigot and PE pipe are the same size and DR or wall thickness.

C). After all connections are complete, **pressure test fitting after installation to comply with the minimum pipeline test require-ments as specified in D.O.T. Title 49, Part 192, Sub Part J - Test Requirements.**

**SPECIAL NOTES WHEN USING LYCORING:**

- 1). **LycoRing/Sleeve assembly must be positioned further than the length of the barbed spigot before advancing pipe over spigot.**
- 2). Install the LycoRing, small diameter first on to the pipe
- 3). Do not reuse LycoRing. The LycoRing packaged with this fitting is only intended to install this particular fitting
- 4). Do not attempt to use a damaged LycoRing as proper pipe advancement may not be achieved if slippage occurs.
- 5). Remove LycoRing - The LycoRing **MUST** be removed after PE pipe is inserted on spigot and before sleeve is installed.

U.S Patent Number 4635972 and holds patents in many other countries

LYCOFIT® Fittings Conform to Code of Federal Regulations Title 49 Part 192 ASTM 2513, F1924